



Features:

- Constant voltage/ PWM Output
- DALI2
- Flicker free dimming
- Built-in active PFC function
- Efficiency up to 93%
- Protections: Short circuit/ Over load/ Over voltage
- Cooling by free air convection
- IP67 design for indoor and outdoor installation.
- Suitable for intelligent LED lighting

Models

ELED-600-24DP2

Output Specifications

Output Voltage	24V (24-26V adjust by NFC)
Voltage Tolerance	± 0.5%
Output Current	25A
Rated Power	600W
Load Regulation	± 2%

Input Specifications

Input Voltage	220-240VAC
Frequency Range	50-60Hz
Inrush Current	73.5A (Twidth=100us 230VAC)
Full Load Efficiency (Typ.)	92.5%
AC Current (Max.)	3.6A
Leakage Current	<0.50mA
Power Factor	PF≥0.98@120VAC PF≥0.95@230VAC PF≥0.90@277VAC (Full loading)

Protection

Short Circuit	after fault removed Close output, the output current recovers automatically
Over Loading	Reduced current hiccup protection
Over Temperature	100°C± 10°C
Protection Class	I

Environment

Working Temperature	-20~+50°C (Refer to derating curve)
Working Humidity	20-95% RH, non-condensing

Safety & EMC

Storage Temperature, Humidity	-40~+85°C, 20-90% RH
Temperature Coefficient	±0.03%/°C (0-50°C)
Vibration	10-500Hz, 5G 10min./ 1 cycle, period for 60min.each along X, Y, Z axes

Safety & EMC

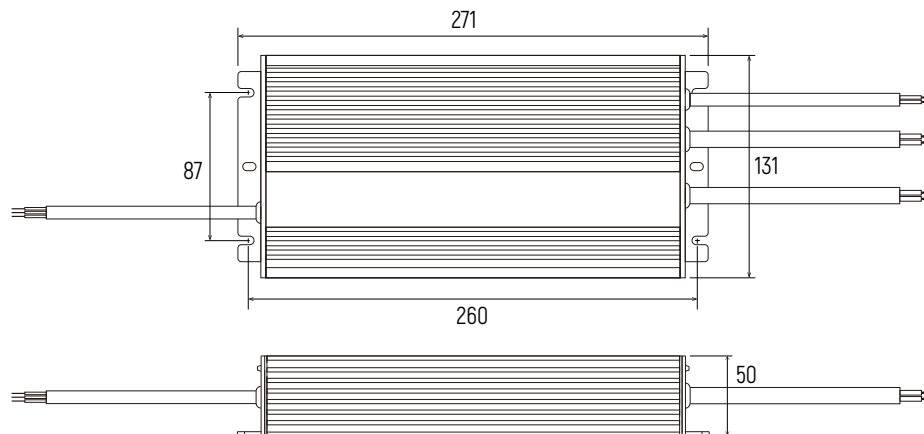
Safety standards	IEC/EN62384, IEC/EN61347-1, IEC/EN61347-2-13, GB19510.1, GB19510.14
Withstand voltage	I/P-O/P: 3750Vac/1min/<5mA I/P-GND:1500Vac/1min/<5mA O/P-GND:500Vac/1min/5mA O/P-DIM(Signal port):1500Vac/1min/<5mA
Isolation resistance	I/P-O/P I/P-FG O/P-FG: 100MΩ/500VDC/25°C/70%RH
EMC Emission	Compliance to EN55015, EN61000-3-2, EN61000-3-3 (≥60% load)
EMC Immunity	Compliance to EN61000-4-2,3,4,5,6,8,11, EN61547

Other Specifications

Weight	2.85 Kg
Size	271 x 131 x 50 mm
Packing	595x 320x 168 mm (10PCS/CTN, 29 Kg/CTN))

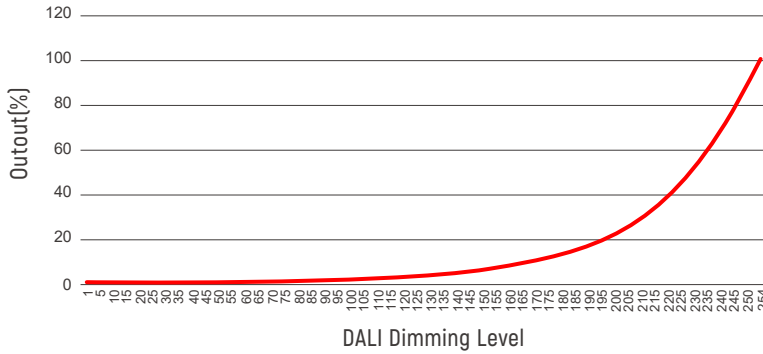
Mechanical Specifications

Dimension(mm)

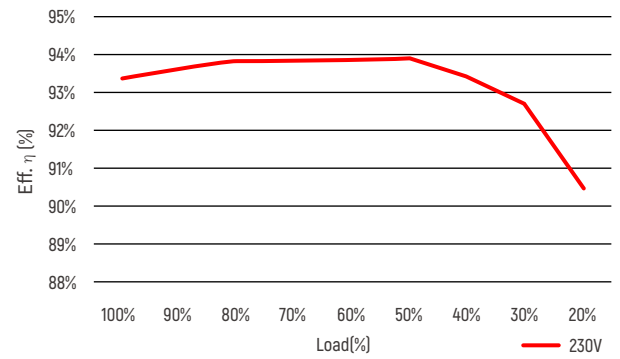


Derating Curve & Dimming Curve

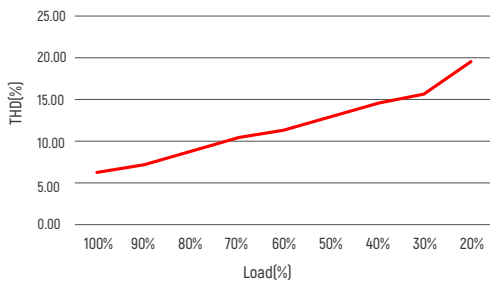
Dimming Curve



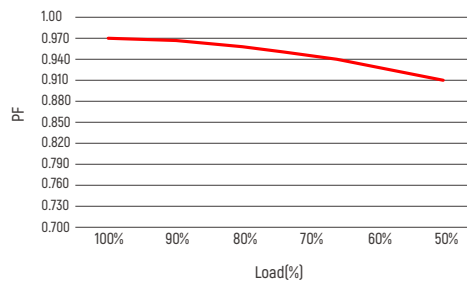
Eff. Vs Load



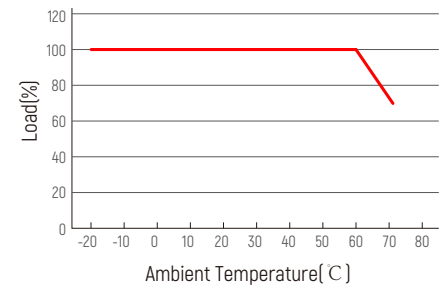
THD Vs Load



PF Vs Load




Derating Curve



Dimming Operation

Wiring

0/1-10V Wiring



Cautions

1. This product should be installed by qualified personnel.
2. Good heat dissipation conditions extend product life. Please install the product in a well-ventilated environment.
3. Please make sure LED power supply output voltage, current is used to meet the product requirements.
4. Please ensure that adequate sized cable is used from the controller to the LED lights to carry the current. Please also ensure that the cable is secured tightly in the connector.
5. In case of malfunction, do not repair it yourself.